



High Density DDF Solution



Litech®

www.litech.cc

A photograph of a Litech HD-DDF frame, showing a dense array of gold-colored connectors on a white metal chassis.

75 Ohm Digital Distribution Frame is designed for coaxial cable termination and cross connection in between transmission equipments in fixed or mobile network. DDF are normally installed in for interconnection, cross connection or traffic monitoring with proper cable management.

Litech HD-DDF is a high density digital distribution frame design to accommodate high capacity of cross connection requirement in exchanges, MSC, BSC or RBS, when space is constrained. Litech HD-DDF are designed to use with most commonly used 1.6/5.6 connector but offers better features and density over standard DDF in the market. Litech HD-DDF is also offer the mounting for Krone type 10 pair modules for 120 Ohm system or alarm and monitoring applications.

A small red circular icon with a white dot in the center, used as a bullet point for the feature header.

Space Saving

For standard 300mm footprint with 2200mm height, HD-DDF can accommodate 160 circuits (640 connectors) for 1.6/5.6 connector.

A small red circular icon with a white dot in the center, used as a bullet point for the feature header.

Safe From Accidental Disconnection

HD-DDF are cabled from the rear and jumper in front with U-links, this ensures safe cable management and avoid unintentional interruption of circuit from front.

A small red circular icon with a white dot in the center, used as a bullet point for the feature header.


Label for Identification

Sufficient space are available for proper identification labels.

A small red circular icon with a white dot in the center, used as a bullet point for the feature header.

Allow Live Traffic Monitoring

U-link with monitoring ports (Y-link) are available for circuits which required continuous monitoring without interruption of service.

A small red circular icon with a white dot in the center, used as a bullet point for the feature header.


High stability and reliability

Both connectors used are with outstanding performance and have been recognized with high stability and reliability.

A small red circular icon with a white dot in the center, used as a bullet point for the feature header.

Good Cable Management

Litech HD-DDF are equipped with proper cable management holder and cable guide, to management both vertical cables as well as horizontal cable across the DDF frames. Once installed, all the jumpers are securely hide at the rear of the frames.

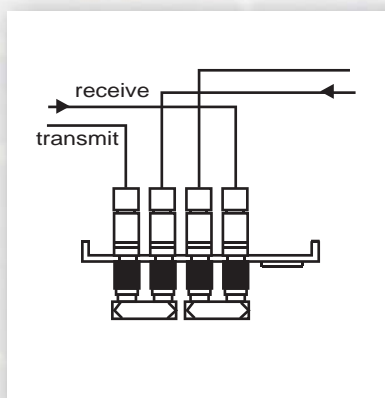
A small red circular icon with a white dot in the center, used as a bullet point for the feature header.

Flexibility

HD-DDF can accommodate DDF blocks of Krone type of 10 pair modules, for 120 ohm system applications, alarm or monitoring systems. The cable termination application can be done in the same DDF.

DDF Link Configuration

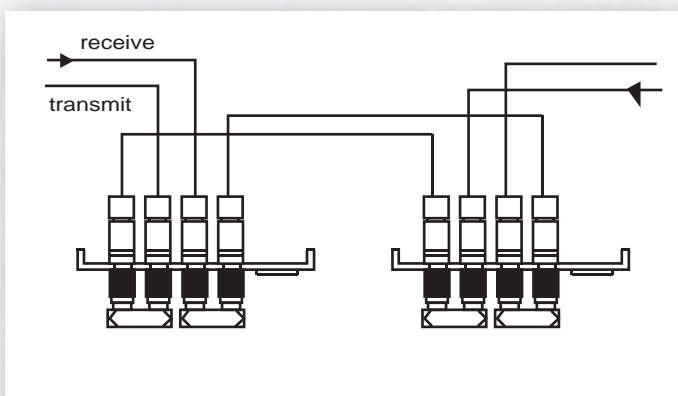
DDF is an interface between exchange and transmission equipment, it can be installed in the interconnect (2-link) or Cross-Connect (4-link) configuration. Both configuration allowed link measurement and monitoring.



Interconnect Configuration


This link configuration is the most cost effective solution, which required only two link or 4 connectors for a 2Mbit link system. Coaxial cable from exchange and transmission equipment are both terminated at the same DDF panel. The link is connected via U-link or Y-link in front of the panel. Normally coaxial cable from the exchanges are fixed whereas the cable from the transmission equipments are re-patch for different traffic routing requirement

Cross Connect Configuration



This link configuration is the most flexible solution, which required four link or 8 connectors for a 2 Mbit link system. This configuration allowed traffic to be re-routed moving the cable either from exchange or transmission side. The coaxial cables from exchange are terminated at one DDF panel whereas cables from transmission equipment are terminated at the other DDF panels. All link are made using pre-fabricated jumpers in between these two panel at the rear and via U-link in front.

DDF Frame



2 columns

4 columns

Litech High Density Digital Distribution Frame is a standard floor mountable frame. The DDF Frame comes in standard 2.2 meter of 2 columns and 4 columns to accommodate up to 8 DDF blocks and 16 DDF blocks respectively. DDF Panel is complete with self-tapping screw, washer and numbered silkscreen printing from bottom to top for connection identification. Standard accessories includes : wall plugs, bolts and nut, U-bolts and extendible ladder for top mounting. All DDF is delivered fully assembled for easy installation at site.

Specification

| | |
|-----------|--|
| DDF Panel | c/w self-tapping screw, washer and numbered silkscreen printing from bottom to top |
| Material | SECC-P metal, JIS G3313 specification |
| Finish | High quality oven baked epoxy powder |
| Colour | White |

Ordering Information

| Part Number | Dimension (mm) | Description |
|-----------------|------------------|-----------------------|
| LTR-DDF-DG2-2.2 | 300 x 250 x 2200 | Rack HD-DDF 2 Columns |
| LTR-DDF-DG4-2.2 | 560 x 250 x 2700 | Rack HD-DDF 4 Columns |

DDF Block



Ordering Information

| Part Number | Description |
|-------------|--------------------|
| LTCF-HDC-P8 | HD-DDF Block 20 E1 |

DDF Krone Frame



Ordering Information

| Part Number | Description |
|-------------|----------------------------|
| LTCF-HDC-P8 | HD DDF 2x8 way Krone Frame |

Connectors



Straight
Female Clamp



Straight
Female Crimp



Y Link



U Link

Ordering Information

| Part Number | Description |
|--------------|---------------------------------|
| LTCN-309-FF | 1.6/5.6 Straight Female Clamp |
| LTCN-102F-XX | 1.6/5.6 Straight Female Crimp |
| LTCN-108-MMF | 1.6/5.6 Male-Male-Female Y Link |
| LTCN-107-MM | 1.6/5.6 Male-Male U Link |

Pre-terminated Jumper

Litech provide pre-fabricated coaxial jumpers to allow faster and easier installation of DDF.



Ordering Information

| Part Number | Description |
|--------------|----------------|
| LJCB-X-Y-C-L | Coaxial Jumper |

Coaxial Cables



Ordering Information

| Part Number | Description |
|-----------------|-------------------|
| LTCO-TLBX-CP | Singlecore 2.5C2V |
| LTCO-TLTE-FS-T | 8 core 2.5C2V |
| LTSCO-TL-BS | Singlecore 3C2V |
| LTCO-TLTE-FS-SD | Singlecore BT3002 |
| LTCO-TLTE-STOU | 8 core BT3002 |
| LTCO-TLTE-STOU | Singlecore BT2003 |

Coaxial Termination Tools



Coaxial Tool Kit



Jacket Stripper



Stripper Universal



Fastening Tool



Fastening Tool (Screw Driver Type)



Crimping Tool

Ordering Information

| Part Number | Description |
|-----------------|------------------------------------|
| LTCO-TLBX-CP | Coaxial Tool Kit |
| LTSCO-TL-BS | Jacket Stripper |
| LTCO-TLTE-STOU | Stripper Universal |
| LTCO-TLTE-FS-T | Fastening Tool (T Shape) |
| LTCO-TLTE-FS-SD | Fastening Tool (Screw Driver Type) |
| LTCO-TLCP-I01 | Crimping Tool |

75 ohm to 120 ohm Balun

120 Ohms link is made possible by using 75 Ohm to 120 Ohm balun. Balun is a media converter for 2Mbit link which allow a unbalanced 75Ohm coaxial interface equipment to operate over balanced 120Ohm twisted pair cables, or visa versa. Litech offers 1.6/5.6 balun with IDC punch down or wire wrap design to allow connection to DDF panel, offering flexibility in different impedance cable to be used on the same DDF frame.



1.6/5.6 Straight Male to Wire Wrap



1.6/5.6 Straight Female to IDC 3 Pole

Ordering Information

| Part Number | Description |
|------------------|---|
| LTBL-IDC-1SF-W2P | Coaxial Balun 1.6/5.6 Straight Female to Wire Wrap |
| LTBL-IDC-1SF-3P | Coaxial Balun 1.6/5.6 Straight Female to IDC 3 Pole |

10 Pair Module



Disconnection Module



Connection Module

Ordering Information

| Part Number | Description |
|------------------|------------------------------|
| LTZF-CL2-10A-PBT | 10 Pair Disconnection Module |
| LTZF-CL2-10B-PBT | 10 Pair Connection Module |

Krone Tool



Insertion Tool



Testcord

Ordering Information

| Part Number | Description |
|-----------------|------------------------|
| LTZF-10PR-TL-KR | Litech Krone Insertion |
| LTZF-TES-2P-120 | Testcord |

120 ohm Cables



2 Pair Screened



4 Pair Screened



8 Pair Screened



8 Pair Shielded



16 Pair Screened

Ordering Information

| Part Number | Description |
|-----------------|--|
| LTSS-FT-120-02 | 2 Pair Jumper Cable, Screened, 120 Ohm Balanced |
| LTSS-FT-120-04 | 4 Pair Jumper Cable, Screened, 120 Ohm Balanced |
| LTSS-FT-120-08 | 8 Pair Jumper Cable, Screened, 120 Ohm Balanced |
| LTSS-SFT-120-08 | 8 Pair Shielded Cable, 120 Ohm Balanced |
| LTSS-FT-120-16 | 16 Pair Jumper Cable, Screened, 120 Ohm Balanced |



TOTAL TELECOMMUNICATION & NETWORKING SOLUTIONS