



GFM SERIES

Telecom Series

TYPICAL APPLICATIONS

- Telecom system
- UPS system
- Power supply system
- Broadcast and television system
- Reserve power system
- Traffic signal system
- Emergency light system

GENERAL FEATURES

- Float charge design life for 2V is 15 years, 6v and 12v 10 years
- Low self-discharge
- Good deep discharge recovery performance
- High strength ABS material case and cover
- AGM sealed valve-regulated
- Flat plate technology
- Safe and reliable explosion-proof vented system

APPLICABLE STANDARDS



MH45523



ISO9001:2008
ISO14001:2004
GB/T28001:2001

- IEC 60896 – 2004
- JISC 8707 – 1992
- GB/T 19638.2 – 2005
- YD/T 799 – 2010
- DL/T 637 – 1997

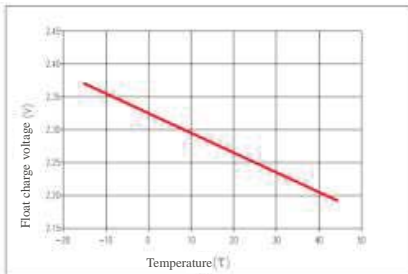


GENERAL SPECIFICATIONS

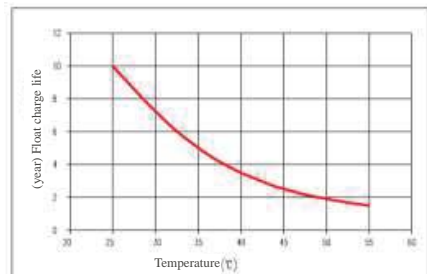
Item	Model	Nominal Voltage (V)	Rated Capacity (Ah)			Approx Dimension (mm)			Approx Weight (kg)
			C10	C3	C1	L	W	TH	
1	GFM-200	2	200	150	110	88	177	377	13.5
2	GFM-300	2	300	225	165	118	177	377	18.5
3	GFM-400	2	400	300	220	148	177	377	24.0
4	GFM-500	2	500	375	275	187	177	377	30.0
5	GFM-600	2	600	450	330	218	178	378	36.0
6	GFM-650	2	650	487.5	357.5	175	212	455	40.0
7	GFM-800	2	800	600	440	212	212	456	50.0
8	GFM-1000	2	1000	750	550	256	212	456	61.0
9	GFM-1500	2	1500	1125	825	275	210	687	104.0
10	GFM-2000	2	2000	1500	1100	367	214	687	138.0
11	GFM-3000	2	3000	2250	1650	542	212	687	208.0
12	3-GFM-200	6	200	150	110	250	125	366	34.5
13	6-GFM-38	12	38	28.5	20.9	197	166	168.5	13.0
14	6-GFM-65	12	65	48.75	35.75	324	168	175	21.0
15	6-GFM-100	12	100	75	55	408	175	221	32.5
16	6-GFM-120	12	120	90	66	408	175	221	35.0
17	6-GFM-150	12	150	112.5	82.5	549	204	233	49.0
18	6-GFM-200	12	200	150	110	549	259	233	63.0

PERFORMANCE CHARACTERISTICS

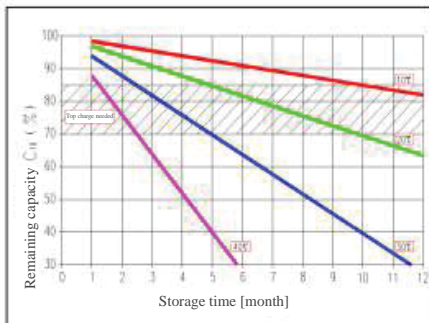
Temperature effects in relation to float charge voltage



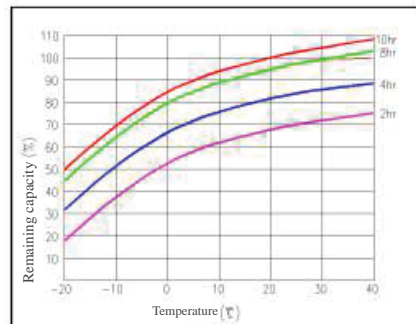
Effect of temperature on float charge life



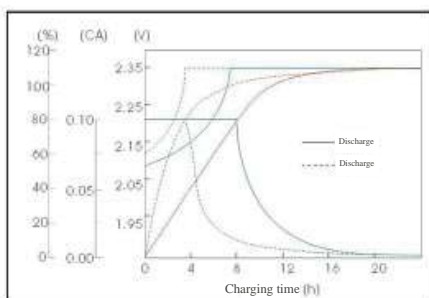
Self discharge characteristics



Temperature effects in relation to capacity



Constant voltage charge characteristics



Discharge characteristics

